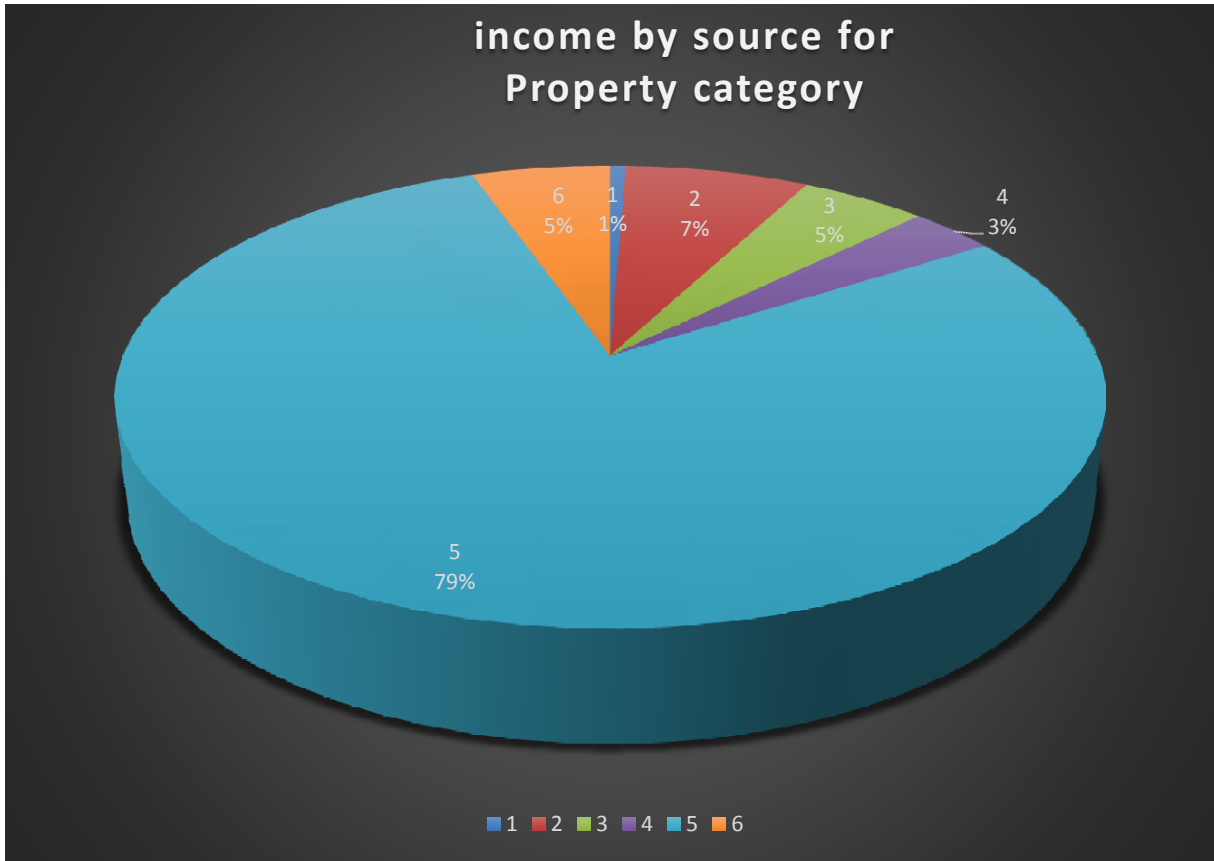
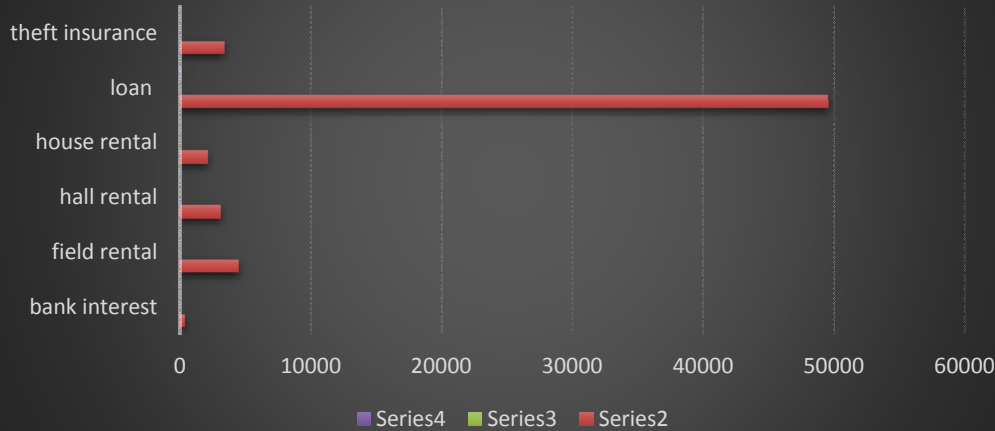


income	property	65565	8	22			
some amounts are reallocated to member income							
income breakdown by source							
property income							
		\$		%			
bank interest		391	1	1			
field rental		4500	2	7			
hall rental		3080	3	5			
house rental		2100	4	3			
loan		49500	5	79			
theft insurance		3385	6	5			
		62956					

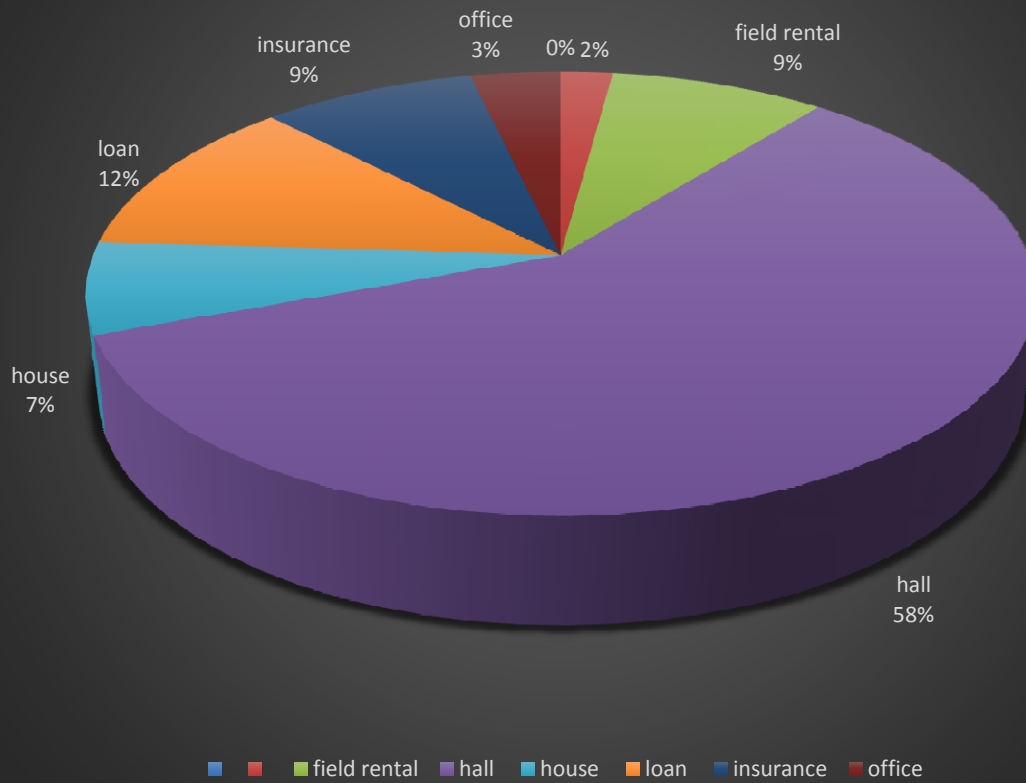


income by category Property



property expenditure by % of category				
<u>Property expenditure</u>				
		\$	#	%
spend	property	93146		36
				some reallocation of spend to grant
		1743	1	2
field rental		7185	2	10
hall		48479	3	57
house		5503	4	7
loan		9750	5	12
insurance		7147	6	8
office		3000	7	4
		82807		
bank interest		included pay pal deductions		
field rental		included storage shed and scoreboard construction		
hall				
house		including basement spray and oil for 2 months		
loan				
insurance		including D&O		
office		satellite, bell, tablecloths , chairs, tables		

Expenditure by category % Property



expenditure by sub category Property

